






# SAJ

# H1 HYBRID SOLAR INVERTER

H1-3K/3.6K/4K/5K/6K-S2



-  With UPS function, switch time  $\leq 10\text{ms}$
-  DC 12.5A, matches glass-glass modules
-  Easy setting of smart working modes
-  100A charge current
-  Comfortable & noiseless

**GUANGZHOU SANJING ELECTRIC CO., LTD.**

Website: [www.saj-electric.com](http://www.saj-electric.com)

E-mail: [info@saj-electric.com](mailto:info@saj-electric.com)

Add: SAJ Innovation Park, No.9, Lizhishan Road, Science City, Guangzhou, Guangdong, P.R.China.



## H1-3K/3.6K/4K/5K/6K-S2 Datasheet

Type	H1-3K-S2	H1-3.6K-S2	H1-4K-S2	H1-5K-S2	H1-6K-S2
<b>Input DC</b>					
Max.PV Array Power [Wp] @STC	4500	5400	6000	7500	9000
Max. DC Voltage [V]	600				
MPPT Voltage range [V]	90-550				
Nominal DC Voltage [V]	360				
Start Voltage [V]	120				
Min. DC Voltage [V]	80				
Max. DC Input Current [A]	12.5/12.5				
Max. DC Short-circuit Current [A]	15/15				
Number of MPPT	2				
DC Switch	Integrated				
<b>Battery Parameters</b>					
Battery type	Lithium battery				
Rated Input Voltage/Voltage Range [V]	48/42~58.5				
Max/Rated Charging Current [A]	60/60		100/100		
Battery Capacity [AH]	50-2000				
Charging Mode Control	3-stages				
<b>Grid Parameters</b>					
Rated Output Power [W]	3000	3680	4000	5000 <sup>*1</sup>	6000
Max.Output Power [VA]	3000	3680	4000	5000	6000
Rated Output Current [A]	13.1	16.0	17.4	21.8 <sup>*2</sup>	26.1
Max. Output Current [A]	13.6	16.7	18.2	22.7	27.3
Rated Grid Voltage/Range [V]	220,230,240/180~280				
Rated Grid Frequency/Range [Hz]	50,60/±5				
Power factor [cos φ]	0.8 leading~0.8 lagging				
Total Harmonic Distortion [THDi]	< 3%				
Feed-in	L+N+PE				
<b>AC Output [Back-up Mode]</b>					
Max. Output Power [VA]	3000		5000		
Peak Output Apparent Power [VA]	3600 ,10sec		6000 ,10sec		
Output Voltage [V]	220/230/240				
Output Frequency [Hz]	50/60				
Total Harmonic Distortion of Voltage	< 3%				
<b>Efficiency</b>					
Max. Efficiency	97.6%				
Euro Efficiency	97.0%				
Max. Battery to Load Efficiency	94.6%				
<b>Protection</b>					
AC Short-circuit Protection	Integrated				
Overload Protection	Integrated				
DC Overvoltage/Undervoltage Protection	Integrated				
AC Overvoltage/Undervoltage Protection	Integrated				
AC Overfrequency/Underfrequency	Integrated				
Peak-to-trough Period Setting	Integrated				
<b>Interface</b>					
PV Input	MC4				
Battery	Terminal Block				
Display	LCD				
Communication Mode	Wi-Fi/GPRS/Ethernet(Optional)				
<b>General Data</b>					
Operating Temperature Range	-25°C to +60°C [45°C to 60°C with derating]				
Cooling Method	Natural Convection				
Ambient Humidity	0-100% Non-condensing				
Altitude	4000m ( >3000m power derating )				
Noise [dBA]	<29				
Ingress Protection	IP65				
Dimensions [H*W*D] [mm]	470*470*190				
Weight [kg]	23				
Standard Warranty [Year]	5				
Applicable Standard	IEC62109-1/2, IEC61000-6-1/2/3/4, EN50438, En50549, C10/C11, IEC62116, IEC61727, RD1699, UNE 206006, UNE 206007, CEI 0-21, AS4777.2, CQC NB/T 32004, VDE-AR-N 4105				

Remarks: <sup>\*1</sup> According to VDE - ARN - N 4105, Rated AC Power for H1-5K-S2 is 4600VA; According to AS4777, Rated AC Power for H1-5K-S2 is 4999VA.  
<sup>\*2</sup> According to VDE - ARN - N 4105, Rated AC Current for H1-5K-S2 is 20A; According to AS4777, Rated AC Current for H1-5K-S2 is 21.7A.